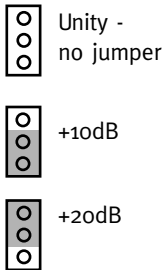


Audio and power input provided on barrier strip (on Stand Alone unit only)

Stereo StudioHub+ RJ45(s) stereo output and power in (on non Stand Alone unit only)

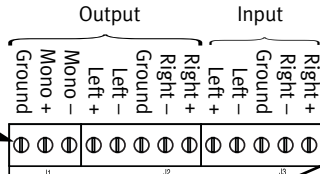
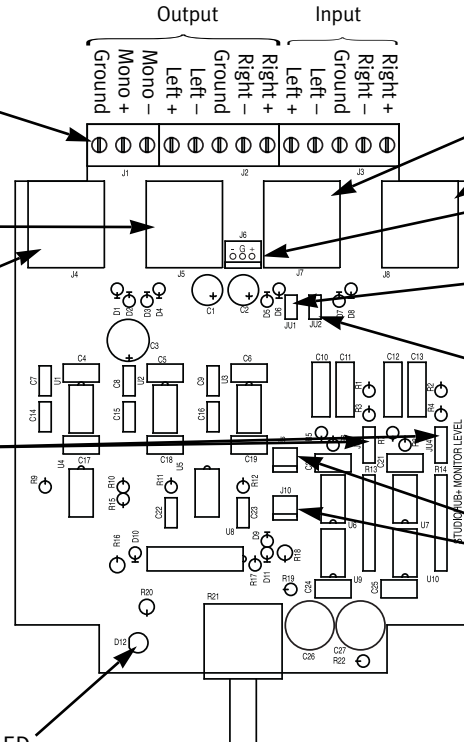
Stereo StudioHub+ RJ45(s) mono output and power in (on non Stand Alone unit only)

JU3, JU4 gain select



Power LED

Level



2 StudioHub+ RJ45 input and power in connectors in parallel (on non Stand Alone unit only)

Direct power input +/- 15 volts DC

JU1

Install to connect shield ground and power ground

JU2

Install to connect shield ground and chassis ground

JU9, JU10

2 mute control connectors in parallel. Short the pins on either connector together for mute

Part # SH-LEVEL StudioHub+ Monitor Level Control Plate

Part # SH-LEVELSA Stand Alone

Stand Alone Units include barrier strip & power supply (wall wart)

